




CR0059

FITTING INSTRUCTIONS FOR CR0059BK OFFSET COTTON REELS
HONDA CBR250RR 2017-

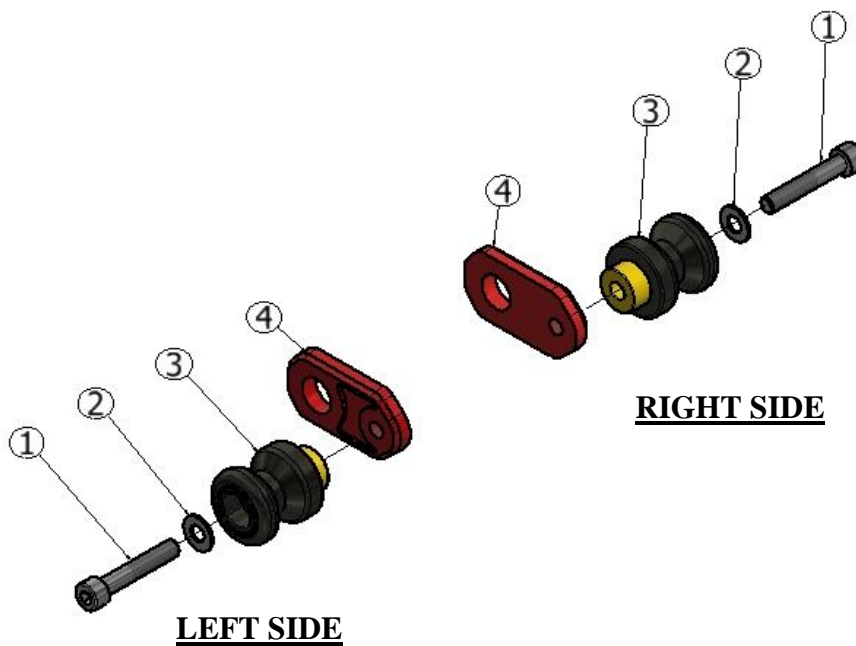
Page | 1



THIS KIT CONTAINS THE ITEMS PICTURED AND LABELLED BELOW.
DO NOT PROCEED UNTIL YOU ARE SURE ALL PARTS ARE PRESENT.

Please note that the way the kit is packed does not necessarily represent the way of mounting to the bike

THE PARTS SHOWN MAY BE REPRESENTATIVE ONLY (FOR CLARITY OF INSTRUCTIONS ONLY)





CR0059

LEGEND

ITEM 1 = M8 x 45mm LONG CAP HEAD BOLTS (x2).

ITEM 2 = M8 WASHERS (x2).

ITEM 3 = COTTON REEL BOBBIN (B0443 with CS510) (x2).

ITEM 4 = LEFT ADJUSTER BLOCK/COTTON REEL MOUNT (M0519) (x2).

Page | 2

Please note that in cases where kits are packed with rubber washers holding the components onto the bolt – *the rubber washers should be thrown away!*

TOOLS REQUIRED

- Set of Metric Allen keys to include 6mm A/F.
 - 24mm & 19mm A/F socket & wrenches.
- Torque wrench to be used at manufactures recommended Torque settings.
 - Paddock stand.

GENERAL TORQUE SETTINGS

M4 BOLT = 8Nm

M5 BOLT = 12Nm

M6 BOLT = 15Nm

M8 BOLT = 20Nm

Please read all instructions before commencing fitting

FITTING INSTRUCTIONS

- Raise the rear of the bike using a paddock stand and swingarm mounted rear bobbins (not supplied) whilst supporting the rear wheel (suggest using blocks of wood) to prevent the wheel from dropping when rear spindle is removed.
- Undo the rear spindle nut.
- Remove the rear spindle.
- Remove the OEM chain adjuster blocks.
- Place the new left hand adjuster block/cotton reel mount (this is the adjuster block/cotton reel mount with cut profiles facing outwards when placed on the swing arm slot) onto the rear wheel spindle as original.
- Slide spindle through the left hand side of the new adjuster block, swing arm, rear wheel, brake caliper carrier and right hand side of the swing arm.
- Place the remaining adjuster block/cotton reel mount over the exposed spindle and into adjuster slot on the right hand side.
- Refit the spindle washer and nut and tighten according to the manufactures recommended torque settings and check chain adjustment.
- To use the bobbins, fit one M8 bolt through either washer then through the cotton reel bobbin, before tightening into the threaded hole in the adjuster block/cotton reel mount, as shown above.
- Repeat the above process on the other side of the bike.
- Remove bike from the stand.

Digital copies of these instructions are available to download from www.rg-racing.com

ISSUE 2 04/12/2017 (HH)

R&G

Unit 1, Shelley's Lane, East Worldham, Alton, Hampshire, GU34 3AQ

Tel: +44 (0)1420 89007 Fax: +44 (0)1420 87301 www.rg-racing.com Email: info@rg-racing.com



CR0059

CONSUMER NOTICE

The catalogue description and any exhibition of samples are only broad indications of the Products and R&G may make design changes which do not diminish their performance or visual appeal and supplying them in such state shall conform to the order. The Buyer acknowledges no representation or warranty (other than as to title) has been given or will apply to the Products other than those in R&G's order or confirmation and the Buyer confirms it has chosen the Products as being of merchantable quality and suitable for its particular purposes. Where R&G fits the Products or undertakes other services it shall exercise reasonable skill and care and rectify any fault free of charge unless the workmanship has been disturbed. The Buyer is responsible for ensuring that the warranty on the motorcycle is not affected by the fitting of the Products. On return of any defective Products R&G shall at its option either supply a replacement or refund the purchase money but shall not be liable if the Products have been modified or used or maintained otherwise than in accordance with R&G's or manufacturer's instructions and good engineering practice or if the defect arises from accident or neglect. Other than identified above and subject to R&G not limiting its liability for causing death and personal injury, it shall not be liable for indirect or consequential loss and otherwise its liability shall be limited to the amounts paid by the Buyer for the Products or the fitting or service concerned. These terms do not affect the Buyer's statutory rights.

Page | 3

R&G RETURNS POLICY (NON-FAULTY GOODS)

Returns must be pre-authorized (if not pre-authorized the return will be rejected). Goods may only be returned direct to us if they were purchased direct from us (customer must prove if necessary). Otherwise to be returned to original vendor. Goods must be in re-sellable condition, in the opinion of R&G. All returns are subject to a 25% restocking and handling fee (25% of the gross value exc. P&P – at the prevailing price at time of purchase). The customer must pay any and all carriage charges. No returns of discontinued products, unless within 14 days of purchase. This policy does not affect your statutory rights and does not refer to faulty goods.

R&G


Unit 1, Shelley's Lane, East Worldham, Alton, Hampshire, GU34 3AQ
Tel: +44 (0)1420 89007 Fax: +44 (0)1420 87301 www.rg-racing.com Email: info@rg-racing.com



CR0059

**NOTICE DE MONTAGE POUR CR0059BK BOBINES DECALÉES
HONDA CBR250RR 2017-**

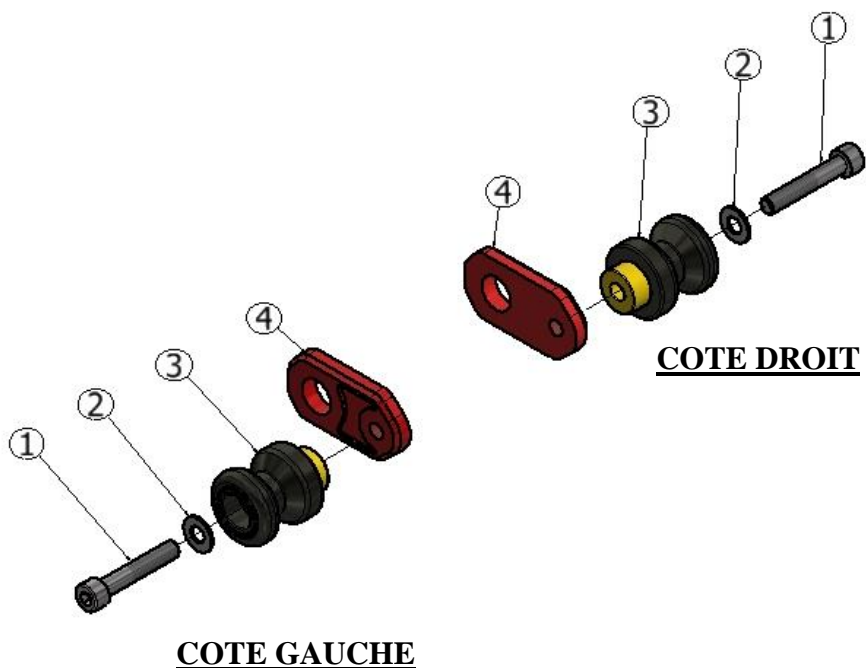
Page | 4



**LE KIT CONTIENT LES ARTICLES EXPOSES CI-DESSOUS, VERIFIER QUE TOUTES LES PIECES
SOIENT PRESENTES AVANT DE PROCEDER AU MONTAGE.**

**LA FAÇON DONT LE KIT EST EMBALLE NE CORRESPOND PAS FORCEMENT A LA FAÇON DE
MONTER LES PIECES SUR LA MOTO.**

LES PARTIES PRESENTEES PEUVENT ETRE UNIQUEMENT REPRESENTATIVES
(POUR LA CLARTE DES INSTRUCTIONS UNIQUEMENT).



R&G
Unit 1, Shelley's Lane, East Worldham, Alton, Hampshire, GU34 3AQ
Tel: +44 (0)1420 89007 Fax: +44 (0)1420 87301 www.rg-racing.com Email: info@rg-racing.com



CR0059

LÉGENDE

ARTICLE 1 = M8 x 45mm BOULONS (x2).

ARTICLE 2 = M8 RONDELLES (x2).

ARTICLE 3 = BOBINE (B0443 avec CS510) (x2).

ARTICLE 4 = BLOC AJUSTEUR GAUCHE/SUPPORT BOBINE (M0519) (x2).

Page | 5

Notez que si les kits sont emballés avec des rondelles en caoutchouc servant à tenir les composants, *ces rondelles doivent être jetées !*

OUTILS REQUIS

- Jeu de clés Allen comprenant une clé de 6mm A/F.
 - Clé à molette 24mm & 19mm.
- Clé dynamométrique à utiliser aux valeurs recommandées.
 - Béquille de stand.

VALEURS DE SERRAGE:

M4 BOULON = 8Nm

M5 BOULON = 12Nm

M6 BOULON = 15Nm

M8 BOULON = 20Nm

NOTICE DE MONTAGE

Lire la notice avant de procéder au montage

- Monter l'arrière de la moto sur les bobines de stand (non fournies – code produit CR0057), supporter la roue arrière (nous suggérons d'utiliser des blocs de bois) pour éviter que la roue ne tombe lorsque l'axe sera enlevé.
- Enlever l'écrou d'axe arrière.
- Enlever l'axe arrière.
- Enlever les blocs d'ajusteur de chaîne d'origine.
- Placer le nouveau support d'ajustement du bloc côté gauche/ de bobine (C'est l'ajusteur de bloc/support bobine avec les ouvertures orientées vers l'extérieur lorsqu'il est placé dans la fente de bras oscillant) sur l'axe de roue arrière d'origine.
- Glisser l'axe du côté gauche du nouveau bloc ajusteur, bras oscillant, roue arrière, calepied de frein et du côté droit du bras oscillant.
- Placer le bloc ajusteur restant/support bobine sur l'axe visible et dans la fente d'ajusteur du côté droit de la moto.
- Remonter la rondelle d'axe et l'écrou puis serrer selon les couples de serrage recommandés puis vérifier la position de la chaîne.
- Pour utiliser les bobines, insérer un boulon M8 boulon dans chaque rondelle puis dans la bobine, avant de serrer dans le trou fileté du bloc ajusteur/ support bobine, voir ci-dessus.
- Répéter le process ci-dessus de l'autre côté de la moto.
- Enlever la moto de sa béquille de stand.

Notice disponible au téléchargement sur www.rg-racing.com

R&G

Unit 1, Shelley's Lane, East Worldham, Alton, Hampshire, GU34 3AQ

Tel: +44 (0)1420 89007 Fax: +44 (0)1420 87301 www.rg-racing.com Email: info@rg-racing.com



CR0059

ISSUE 2 04/12/2017 (HH)

CONSUMER NOTICE

The catalogue description and any exhibition of samples are only broad indications of the Products and R&G may make design changes which do not diminish their performance or visual appeal and supplying them in such state shall conform to the order. The Buyer acknowledges no representation or warranty (other than as to title) has been given or will apply to the Products other than those in R&G's order or confirmation and the Buyer confirms it has chosen the Products as being of merchantable quality and suitable for its particular purposes. Where R&G fits the Products or undertakes other services it shall exercise reasonable skill and care and rectify any fault free of charge unless the workmanship has been disturbed. The Buyer is responsible for ensuring that the warranty on the motorcycle is not affected by the fitting of the Products. On return of any defective Products R&G shall at its option either supply a replacement or refund the purchase money but shall not be liable if the Products have been modified or used or maintained otherwise than in accordance with R&G's or manufacturer's instructions and good engineering practice or if the defect arises from accident or neglect. Other than identified above and subject to R&G not limiting its liability for causing death and personal injury, it shall not be liable for indirect or consequential loss and otherwise its liability shall be limited to the amounts paid by the Buyer for the Products or the fitting or service concerned. These terms do not affect the Buyer's statutory rights.

Page | 6

R&G RETURNS POLICY (NON-FAULTY GOODS)

Returns must be pre-authorized (if not pre-authorized the return will be rejected). Goods may only be returned direct to us if they were purchased direct from us (customer must prove if necessary). Otherwise to be returned to original vendor. Goods must be in re-sellable condition, in the opinion of R&G. All returns are subject to a 25% restocking and handling fee (25% of the gross value exc. P&P – at the prevailing price at time of purchase). The customer must pay any and all carriage charges. No returns of discontinued products, unless within 14 days of purchase. This policy does not affect your statutory rights and does not refer to faulty goods.

R&G

Unit 1, Shelley's Lane, East Worldham, Alton, Hampshire, GU34 3AQ
Tel: +44 (0)1420 89007 Fax: +44 (0)1420 87301 www.rg-racing.com Email: info@rg-racing.com